

MODULAR CONTACTOR R40-.. 4-pole, 3TE, low noise

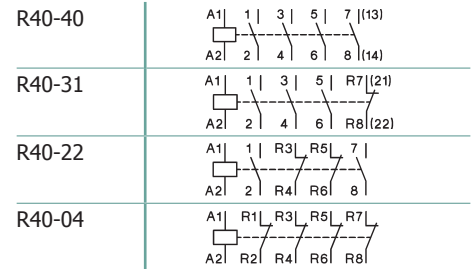
Technical Data acc. to IEC/EN60947-4-1, IEC/EN60947-5-1, VDE 0660

		Type	R40..
Main Contacts ^{1) 2) 3)}			
Rated insulation voltage U_i		V~	440 ⁴⁾
Rated operation voltage U_e		V~	440
Frequency of operations z	AC1, AC3	1/h	600
Mechanical life		$S \times 10^6$	1
Utilization category AC1 / AC7a, Switching of resistive load			
Rated operational current $I_e (=I_{th})$	open	at 60°C	A
Contact life		$S \times 10^6$	0,1
Minimum switch voltage		V/mA	24/100
Short time current	10s-current	A	216
Power loss per pole at $I_e/AC1$		W	3
Utilization category AC2 and AC3 / AC7b, Switching of three-phase motors			
Rated operational current I_e		A	27
Rated operational power	220V	kW	7,5
50-60Hz	230-240V	kW	8
	380-415V	kW	12,5
Contact life		$S \times 10^6$	0,15
Power consumption of coils			
AC operated		inrush	VA
		sealed	VA
			W
			33-45
			6-8
			2,6
Operation range of coils			
in multiples of control voltage U_s		-40°C to +40°C	0,85-1,1
Maximum ambient temperature			
		open	°C
		enclosed	°C
			-40 to +60
			-40 to +40
Storage			°C
			-50 to +90
Short circuit protection			
Max. fuse Coordination-type "1"		gL (gG)	A
Rated short circuit current		"r"	kA
		"Iq"	kA
			63
			3
			10
Switching time at control voltage $U_s \pm 10\%$			
		make time	ms
		release time	ms
		arc duration	ms
			11-15
			6-13
			10-15
Cable cross-sections			
Main connector		solid or stranded	mm ²
		flexible	mm ²
		flexible with multicore cable end	mm ²
			2,5-25
			2,5-16
			2,5-16
Clamps per pole			1
Magnetic coil		solid or stranded	mm ²
		flexible	mm ²
		flexible with multicore cable end	mm ²
			0,75-2,5
			0,5-2,5
			0,5-1,5
Clamps per pole			1
Auxiliary Contacts ^{1) 2) 3)}			
Rated insulation voltage U_i		V~	440 ⁴⁾
Thermal rated current = I_{th}	40°C	A	40
Ambient temperature	60°C	A	40
Utilization category AC15			
Rated operational current I_e	220-240V	A	3
	380-415V	A	2
	440V	A	1,6
Utilization category DC13			
Rated operational current I_e	24-60V	A	2
per pole	110V	A	0,4
	220V	A	0,1
Short circuit protection			
Short-circuit current 1kA, contact welding not accepted, max. fuse size		gL (gG)	A
			10



Example

Wiring diagrams



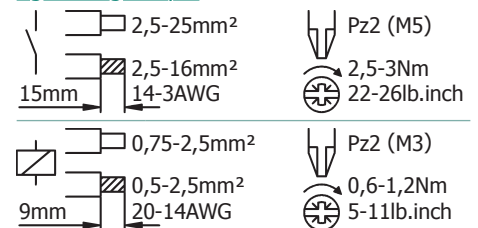
Weight

0,36kg

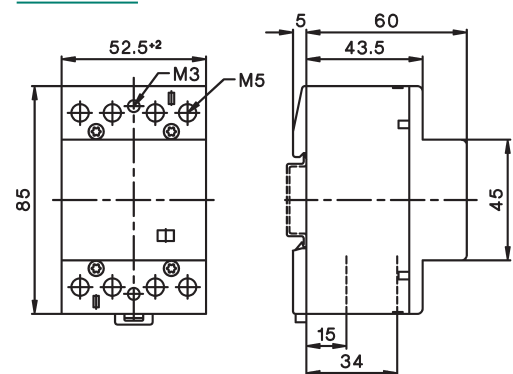
Coil voltages

R40-.. 230	220-240V 50Hz / 230-264V 60Hz
R40-.. 24	24V 50/60Hz
R40-.. 200FR	180-210V 50Hz / 200-240V 60Hz

Cable cross-sections, screw driver, tightening torque



Dimensions



- 1) Rated frequency 50/60Hz
- 2) Max. occ switching overvoltage < 4kV
- 3) Duty cycle: 100%
- 4) Suitable for: earthed-neutral systems, overvoltage category I to III, pollution degree 3 (standard-industry): $U_{imp} = 4kV$

Technical data are subject to change without notice

Benedict GmbH
Lieblgasse 7, A-1220 Vienna
Tel.: +43 1 251 51-0
Fax: +43 1 251 51-89

e-mail: sales@benedict.at
www.benedict.at